Pb Process Capable

RoHS Compliant 2002/95/EC

REV.	ECN. NO.	APPD.

DIMENSIONS

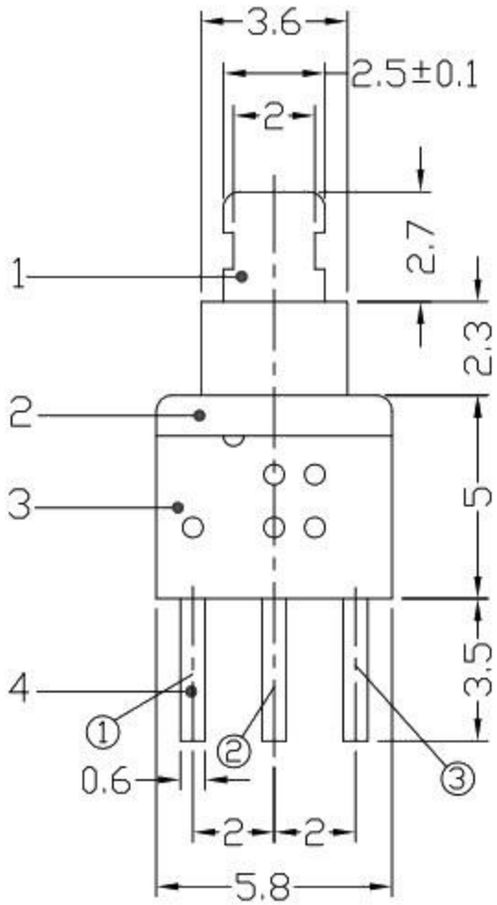

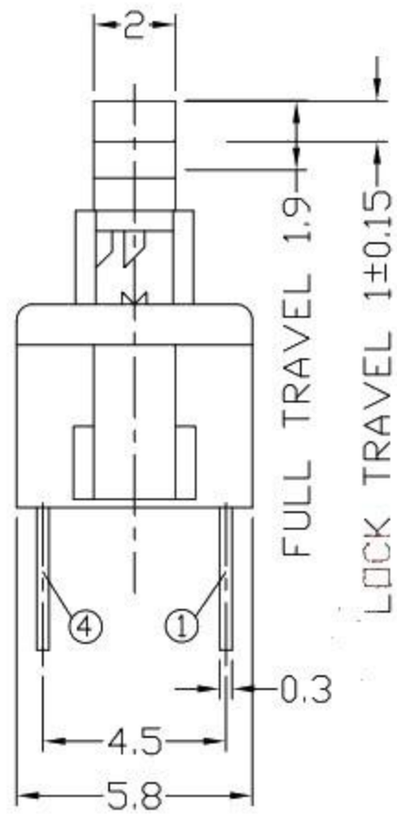

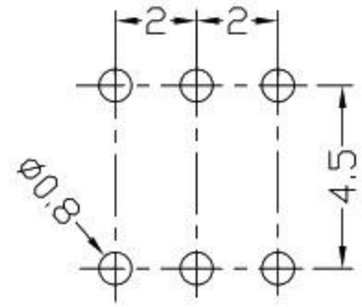

P.C.B LAYOUT

TOP VIEW

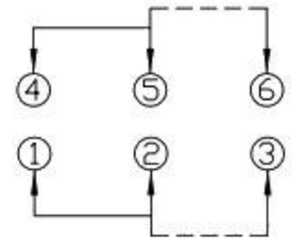

CIRCUIT DIAGRAM

ELECTRO-MECHANICAL CHARACTERISTICS

Refer to additional specifications

RATING	DC12V 0.1A	
CIRCUIT	2P2T	
CONTACT RESISTANCE	70mΩ MAX.	
TIMING	NON-SHORTING	
OPERATING MODE	SELF-LOCK	
	NON-LOCK	
STROKE	FULL 1.9mm	LOCK 1.0mm
OPERATING FORCE	180±60gf	250±100gf
OPERATING LIFE(cycles)	10,000	

NO	PARTS	MATERIAL	QTY	FINISHING
7	CONTACT	PBS	2	Ag CLAD
6	SPRING	SUS WIRE	1	NATURAL
5	LOCK PIN	SUS WIRE	1	NATURAL
4	TERMINAL	BRASS STRIP	6	Ag PLATED OVER Ni PLATED
3	COVER	POM	1	BLACK
2	CASE	NYLON+F.G	1	GREY
1	KNOB	POM	1	WHITE

WITHIN 1.5mm: ±0.1mm

OVER 1.5mm: ±0.2mm

THESE DRAWINGS AND SPECIFICATIONS ARE THE PROPERTY OF ACCURATE INNOTECH INC AND SHALL NOT BE REPRODUCED, COPIED OR USED IN ANY MANNER WITHOUT THE PRIOR WRITTEN CONSENT OF ACCURATE INNOTECH INC.

UNITS mm

MAT'L SEE NOTE

FINISH SEE NOTE

Q'TY

东莞市溪榜电子有限公司

TITLE: PUSH SWITCH / VERTICAL

PART NO..

DR: Ricky 2017/05/15

CHKD: Ricky 2017/05/15

APPD:

DWG NO.:

SCALE	SHEET	REV.	
6:1	1/1	A	CUSTOMER DRAWING