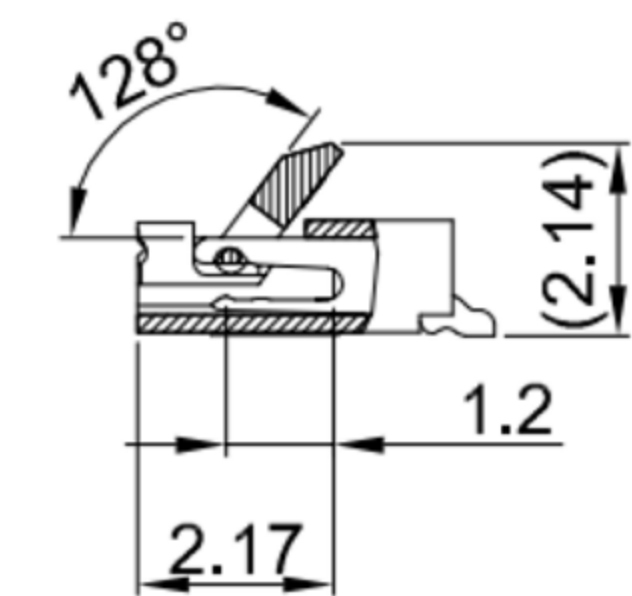
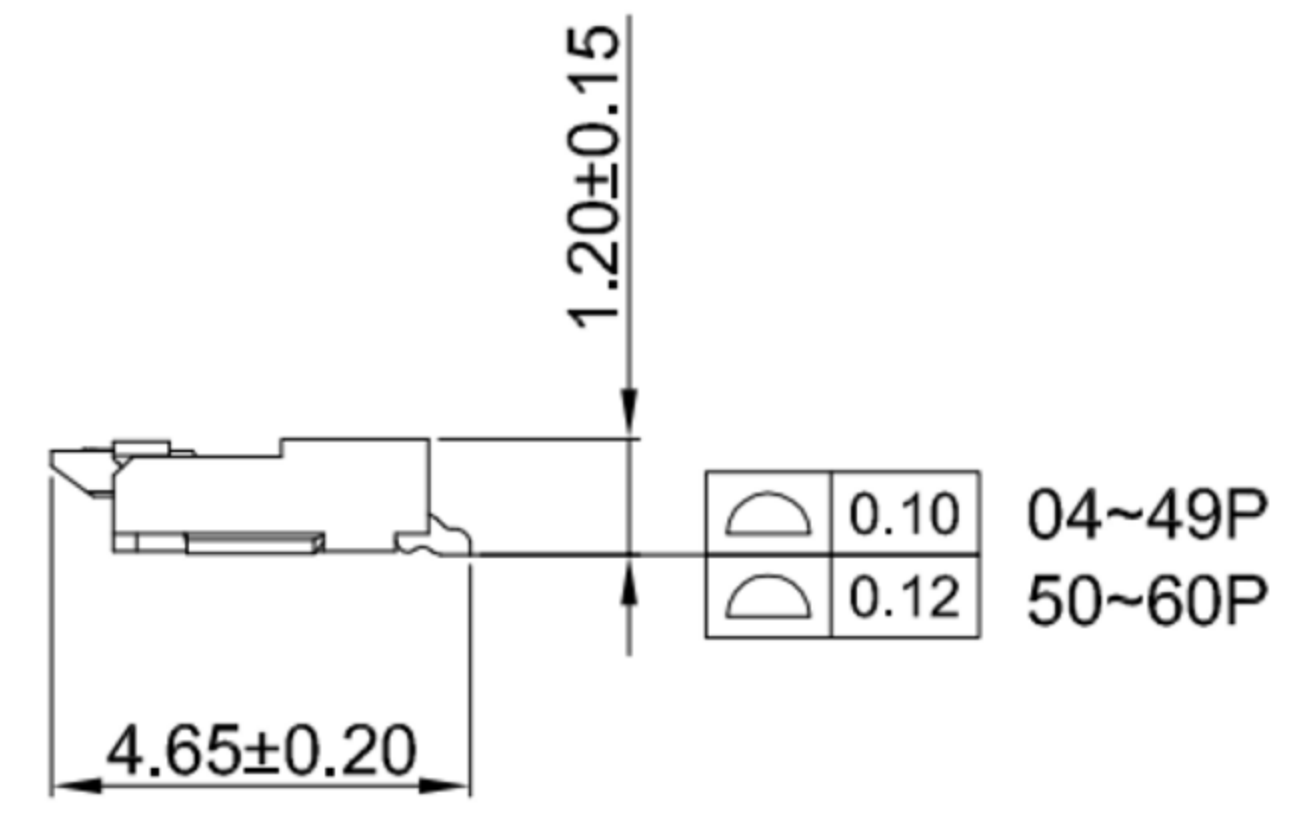
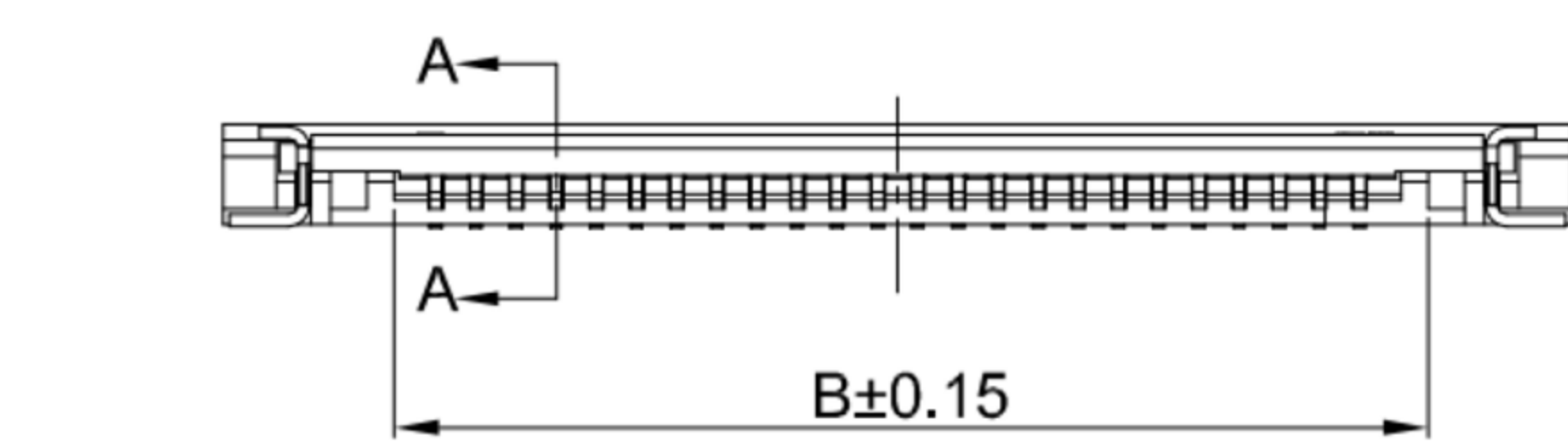
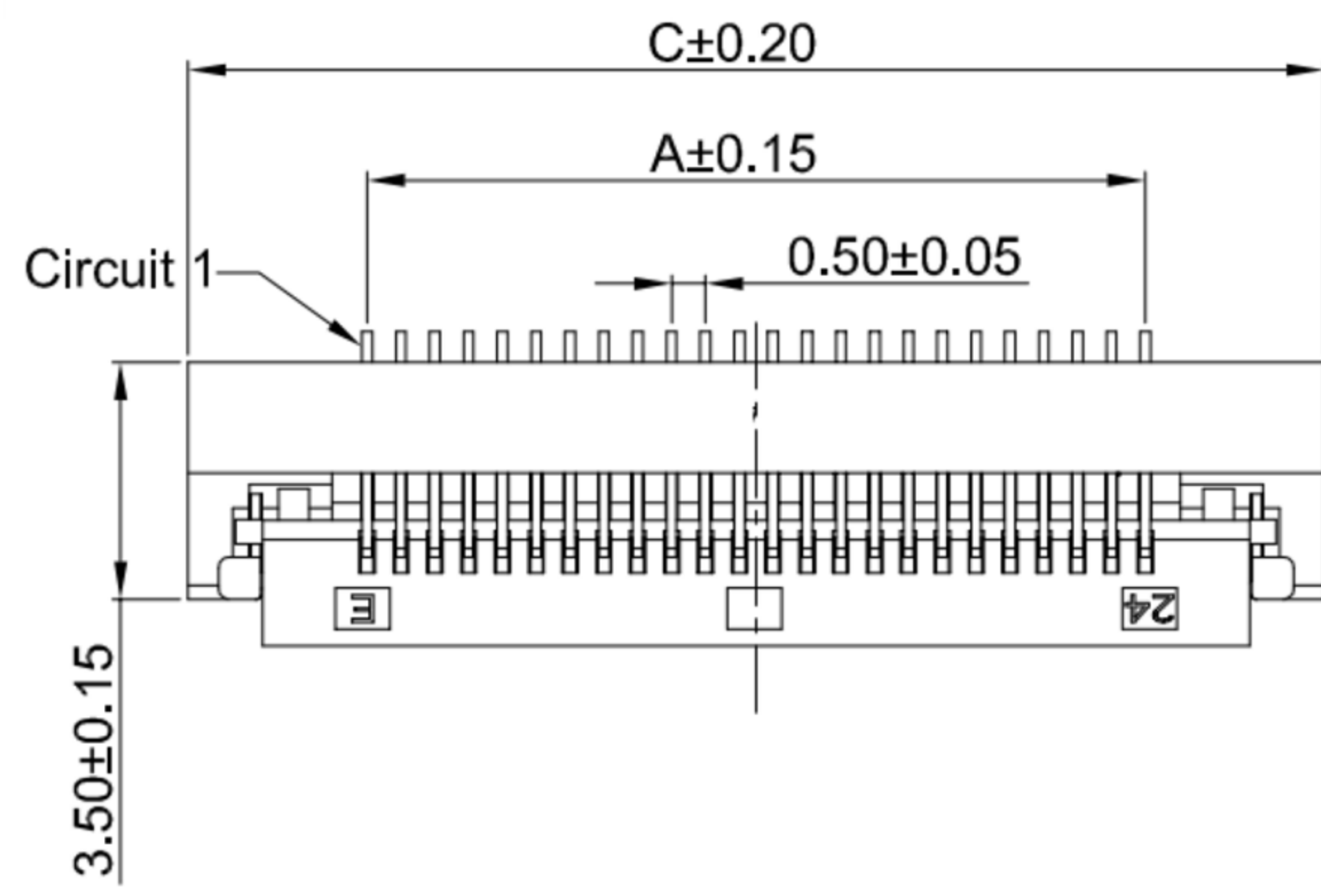


### XB-FPC - F0517 S R 12 -XX X XX 01

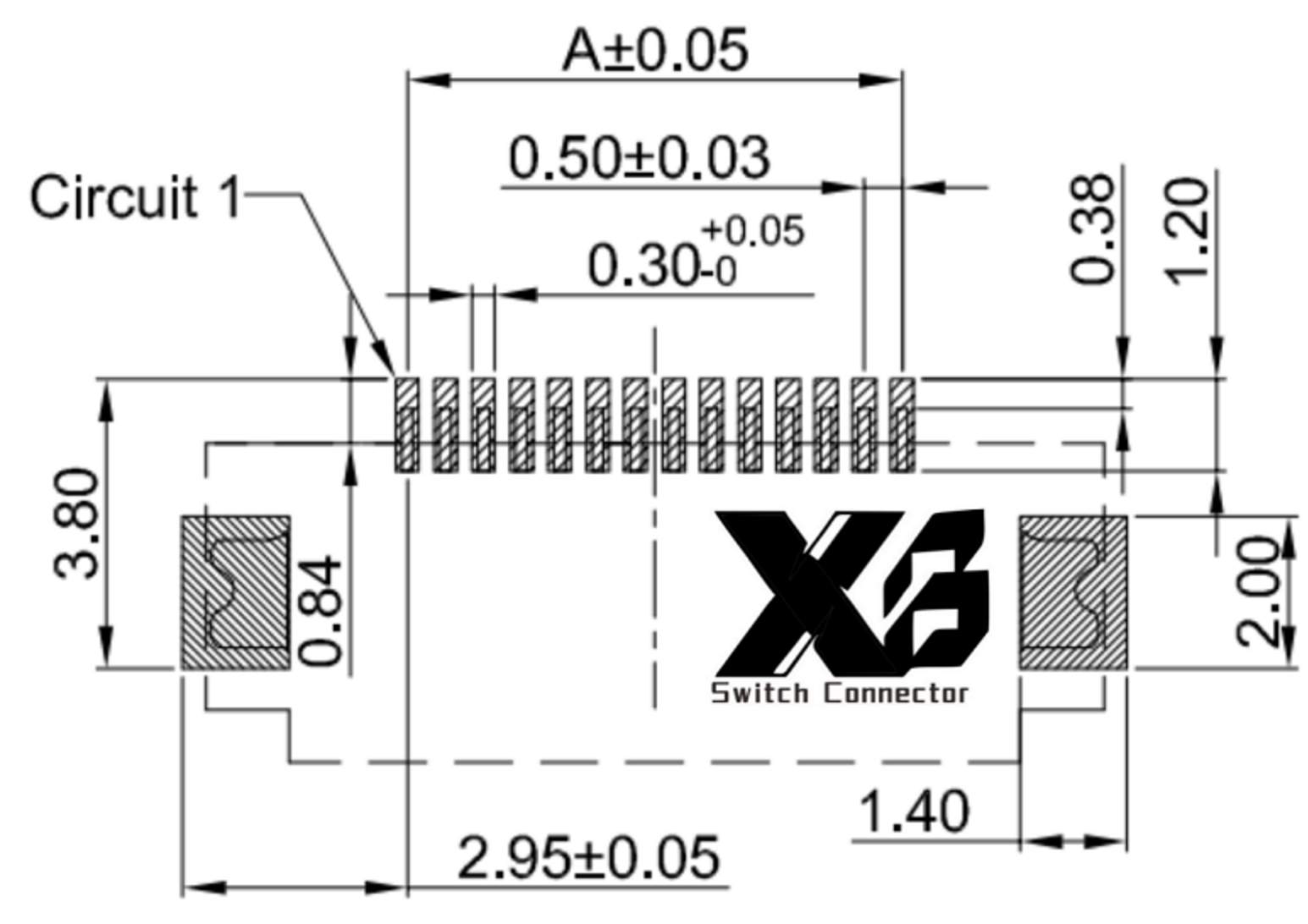
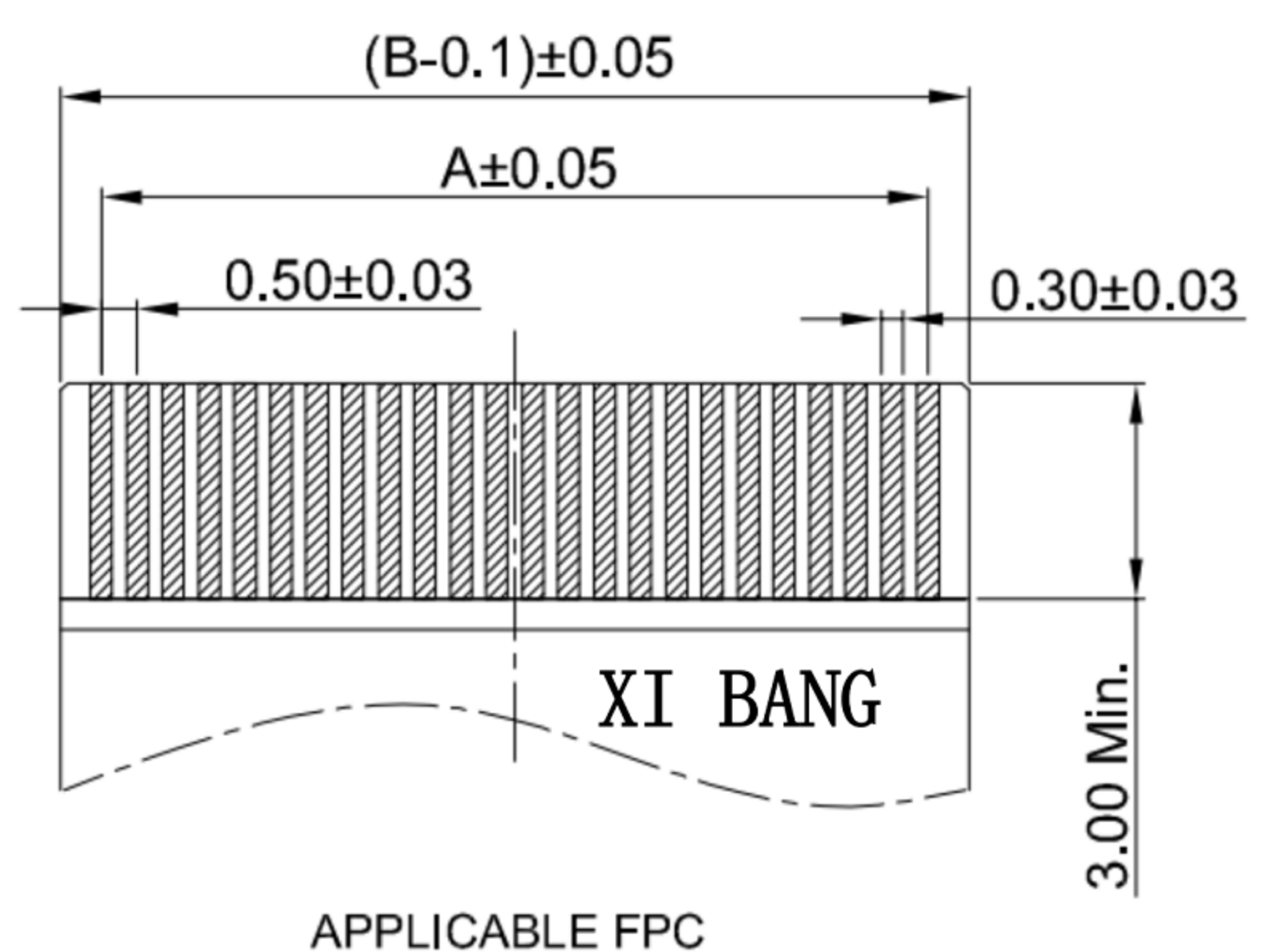
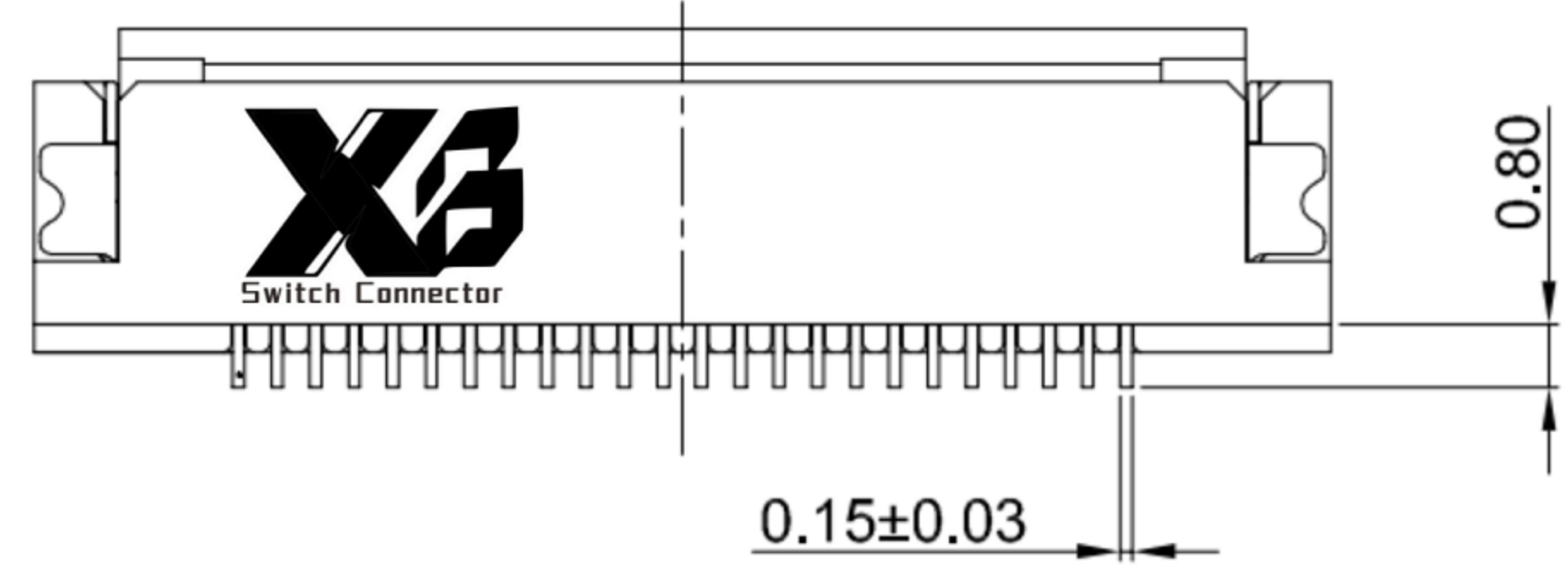
**XB connector**  
**Series No**  
**Termipoint**  
 S-SMT  
**Angle**  
 R-90°  
**Terminal Plating**  
 01-G/F  
**Housing Colour**  
 S-Nature  
**Pin Q' PY**  
 04~60  
**Height**  
 12-1.20mm

#### XB-FPC specifications:

1. Current rated: 0.5A AC/DC
2. Voltage rating: 50V AC/DC
3. Withstanding voltage: 500V AC
4. Contact resistance: 30mΩ max.
5. Insulation resistance: 500MΩ min
6. Durability cycle: 30Cycles
7. Removal force: 0.03kgf/Pin min
8. Operating temperature range: -25°C ~ +85°C



SECTION:A-A



RECOMMENDED PCB LAYOUT  
TOLERANCE:±0.05

#### Ordering Information:

Circuit	Dimensions(mm)			Circuit	Dimensions(mm)			Circuit	Dimensions(mm)		
	A	B	C		A	B	C		A	B	C
04	1.50	2.55	6.80	23	11.00	12.05	16.30	42	20.50	21.55	25.80
05	2.00	3.05	7.30	24	11.50	12.55	16.80	43	21.00	22.05	26.30
06	2.50	3.55	7.80	25	12.00	13.05	17.30	44	21.50	22.55	26.80
07	3.00	4.05	8.30	26	12.50	13.55	17.80	45	22.00	23.05	27.30
08	3.50	4.55	8.80	27	13.00	14.05	18.30	46	22.50	23.55	27.80
09	4.00	5.05	9.30	28	13.50	14.55	18.80	47	23.00	24.05	28.30
10	4.50	5.55	9.80	29	14.00	15.05	19.30	48	23.50	24.55	28.80
11	5.00	6.05	10.30	30	14.50	15.55	19.80	49	24.00	25.05	29.30
12	5.50	6.52	10.80	31	15.00	16.05	20.30	50	24.50	25.55	29.80
13	6.00	7.05	11.30	32	15.50	16.55	20.80	51	25.00	26.05	30.30
14	6.50	7.55	11.80	33	16.00	17.05	21.30	52	25.50	26.55	30.80
15	7.00	8.05	12.30	34	16.50	17.55	21.80	53	26.00	27.05	31.30
16	7.50	8.55	12.80	35	17.00	18.05	22.30	54	26.50	27.55	31.80
17	8.00	9.05	13.30	36	17.50	18.55	22.80	55	27.00	28.05	32.30
18	8.50	9.55	13.80	37	18.00	19.05	23.30	56	27.50	28.55	32.80
19	9.00	10.05	14.30	38	18.50	19.55	23.80	57	28.00	29.05	33.30
20	9.50	10.55	14.80	39	19.00	20.05	24.30	58	28.50	29.55	33.80
21	10.00	11.05	15.30	40	19.50	20.55	24.80	59	29.00	30.05	34.30
22	10.50	11.55	15.80	41	20.00	21.05	25.30	60	29.50	30.55	34.80

**东莞市溪榜电子有限公司**  
 DONG GUAN XI BANG ELECTRONICS CO., LTD.

TOLERANCE UNLESS OTHERWISE STATED:  
 Up to 5 ±0.2  
 Above 5 ~ 15 ±0.3  
 Above 15 ~ 30 ±0.4  
 Above 30 ~ 50 ±0.5  
 Angle ±0.3°

3RD. ANGEL'S  
 UNITS MM

DRAWN BY:	DATE	MAT'L	TITLE	CONNECTOR
Jack Lu	03/10/22			
CHECKED BY:	DATE	FINISH	MODLE	FPC 0.50mm Pitch 90° H1.20mm SMT Type Front Flip Connector
Jacky Chen	03/10/22			
APPROVED BY:	DATE	SCALE	DWG NO.	XB-FPC-0517SR12
Tony Kao	03/10/22	1:1		
		SHEET NO.	PART NO.	
		1 of 1		

1	更新圖面	Jack	031022
ITEM NO.	DESCRIPTION	DRAWN	DATE