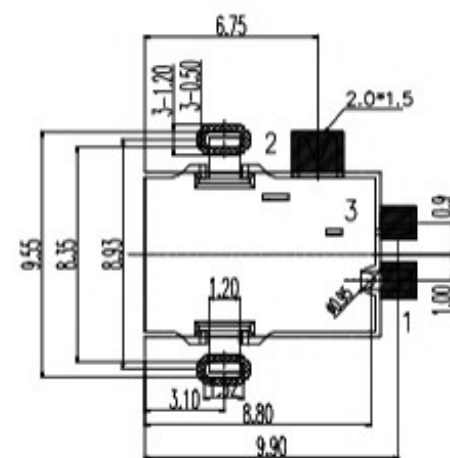
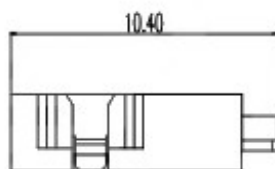
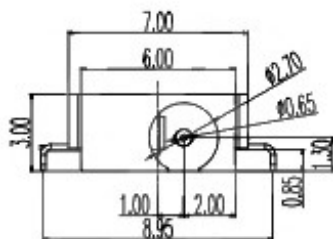


3D VIEW

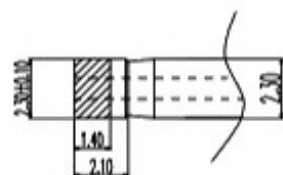


RECOMMENDED PCB LAYOUT  
TOP VIEW (TOLERANCE:±0.05)

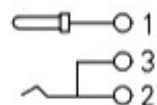


NOTES:

- CONTACT CURRENT RATING: 1A.
- CONTACT RESISTANCE: 50 mΩ MAX.;
- INSULATION RESISTANCE: 1000Ω MIN.;
- DIELECTRIC WITHSTANDING: 500V AC MIN.;
- DURABILITY: 5,000 CYCLES MIN.;
- CONNECTOR MATING FORCES: 29.4N (3.00Kgf) MAX.;
- CONNECTOR UNMATING FORCES: 2.94N(0.30Kgf) MIN.;



MATE PLUG



ELECTRICAL CIRCUIT

NO.	DESCRIPTION	QTY	MATERIAL	PLATING & COLOR
5	HOUSING	1	PPA	Black
4	TERMINAL 3	2	BRASS 0.2t	SILVER PLATING OVERALL
3	TERMINAL 2	1	PHOSPHOR BRONZE 0.2t	GOLD PLATING OVERALL
2	TERMINAL 1	1	BRASS 0.2t	GOLD PLATING OVERALL
1	CENTER PIN	1	BRASS Ø1.3	SILVER PLATING OVERALL



东莞市溪榜电子有限公司

COPYRIGHT RESERVED, PLEASE DO NOT COPY.

PART NAME		DC POWER JACK		DRAWING		Y.C.ZHANG		DWG.No.		SBICL	
PART NO.				CHECK		G.C.Chen		REV.		A1	
UNIT :	mm	TOLERANCE	UP TO 5	±0.2	APPROVAL	SCALE	2:1	DATE	PAGE	1 OF 1	
		OTHERWISE	ABOVE 5 ~ 30	±0.3							