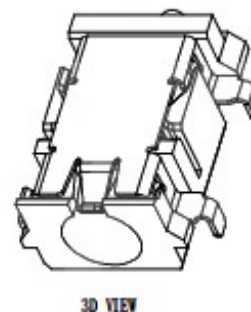
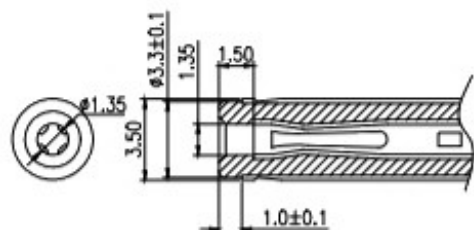


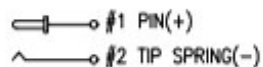
RECOMMENDED PCB LAYOUT
TOP VIEW (TOLERANCE:±0.05)



3D VIEW



MATE PLUG



ELECTRICAL CIRCUIT

料号说明:

序号	产品料号	DIM
1	DC-183-08	0.80
2	DC-183-13	1.30
3	DC-183-15	1.50

SPECIFICATIONS:

- ELECTRICAL CHARACTERISTICS:
 - RATING: 24V 3A
 - CONTACT RESISTANCE: 30mΩ MAX.(INITIAL)
 - DIELECTRIC WITHSTANDING VOLTAGE: 500V AC FOR ONE MINUTE
 - INSULATION RESISTANCE: 100MΩ MIN. MEASURED BY 500V DC
- MECHANICAL CHARACTERISTICS:
 - INSERTION FORCE : 0.3~3.0 KGF
 - WITHDRAWAL FORCE : 0.3~3.0 KGF
- LIFE TEST: 5,000 CYCLES MIN.
- FOR REFLOW SOLDERING LEAD-FREE PROCESS.

NO.	DESCRIPTION	QTY	MATERIAL	PLATING & COLOR
③	CENTER PIN	1	BRASS #1.3	Au
②	TERMINAL	1	PHOSPHOR BRONZE 0.2t	Au
①	HOUSING	1	PPA	Black

PART NAME		DC POWER JACK		DRAWING		Y,C,ZHANG		DWG.No.		SBICL	
PART NO.				CHECK		G.C.Chen		REV.		A1	
UNIT :		TOLERANCE		APPROVAL				DATE			
mm		OTHERWISE		SCALE		2:1		PAGE		1 OF 1	
		UP TO 5 ±0.2									
		ABOVE 5~30 ±0.3		ANGLE							
		ABOVE 30 ±0.5		0°±3'							
		ANGLE ±3'									