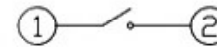
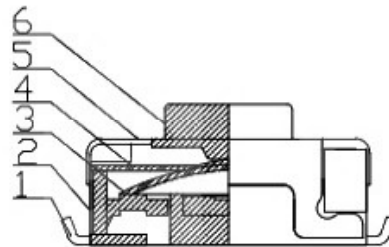
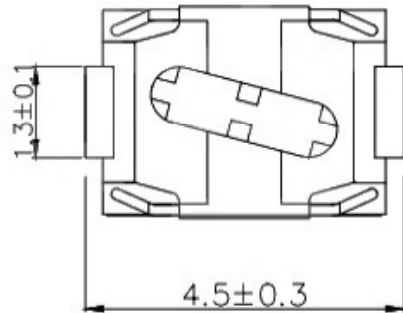


P . C . B LAYOUT



CIRCUIT DIAGRAM

height	model selection
H=1.8mm	
H=2.0mm	
H=2.5mm	
H=3.0mm	

Operating force	model selection
160gf±40gf	
260gf±50gf	
350gf±50gf	

NO.	NAME	MATERIAL	QTY	REMARK
1	TERMINAL	C5191	1	Ag plating(0.2 μm min)
2	CASE	LCP	1	grey
3	CONTACT	SUS301	2	Ag plating(0.3 μm min)
4	DUSTPROOF FILM	PI	1	Yellow
5	COVER	SUS	1	natural color
6	STEM	LCP	1	grey

SPECIFICATIONS	
Operating temperature range	-30° to +85°
Rating	DC 12V 50mA Max.
Contact Resistance	100mΩ Max
Dielectric strength	250V AC for 1min
insulation resistance	100mΩ Min. 100V DC
Travel	0.18±0.05mm
Operating Life(cycles)	100 000 CYCLES

DONG GUAN XI BANG ELECTRONIC CO., LTD

COPYRIGHT RESERVED,PLEASE DO NOT COPY.

PART NAME		SWIYCH		DRAWING		Y,C,ZHANG		DWG.No.		SBICL	
PART NO.				CHECK		G.C.Chen		REV.		A1	
UNIT : mm	TOLERANCE	UP TO 5	±0.2	ANGLE	APPROVAL	DATE					
	OTHERWISE	ABOVE 5~30	±0.3			SCALE	2:1	PAGE		1 OF 1	

F

E

D

C

B

A