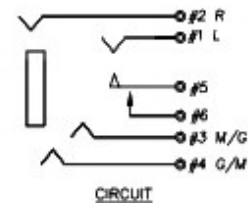
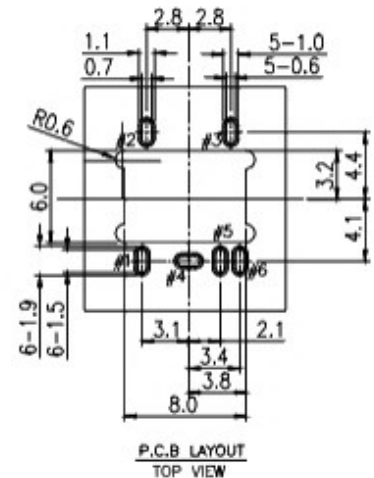
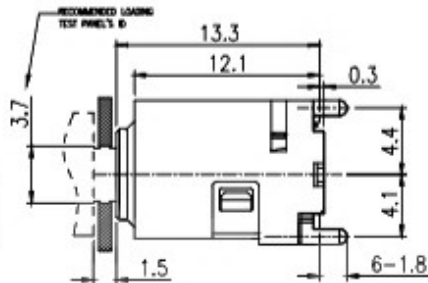
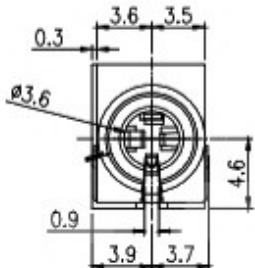
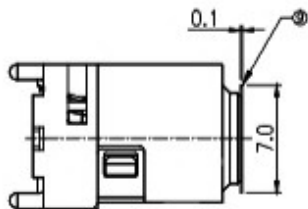
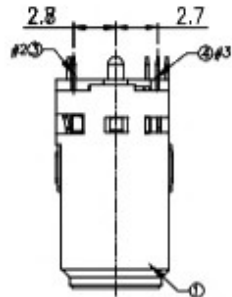
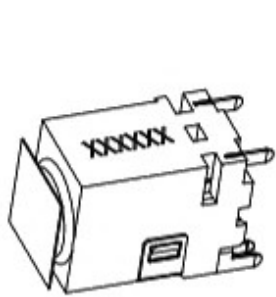


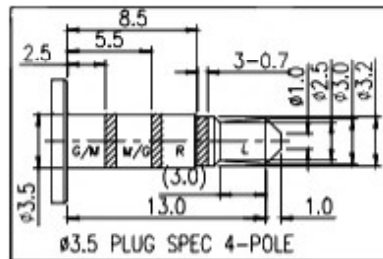
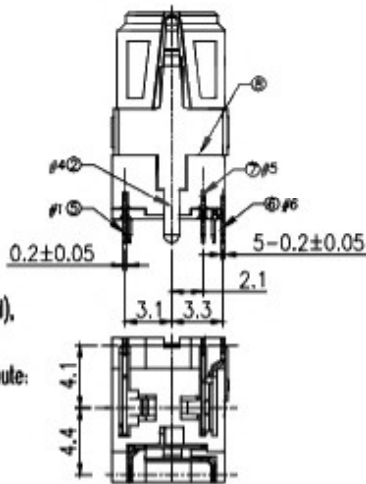
RoHS
Compliant

SYMBOL	REVISION	APPROVAL	DATE



NOTES:

1. MATERIAL: SEE "TABLE 1";
2. FINISH: SEE "TABLE 1";
3. ELECTRICAL:
 - 3.1. VOLTAGE RATING: 12 VAC RMS;
 - 3.2. CURRENT RATING: 1 AMP;
 - 3.3. CONTACT RESISTANCE: 50mΩ Max.(Initial),
100mΩ Max.(After Life test);
 - 3.4. INSULATION RESISTANCE: 100 MΩ Min., 500VDC.(Initial),
50 MΩ Min., 500VDC.(After Humidity test);
 - 3.5. WITHSTAND VOLTAGE: 500 VAC RMS 50(60)Hz, 1 minute;
4. INITIAL:
 - 4.1. INSERTION FORCE: 0.5~3.0Kgf;
 - 4.2. WITHDRAWAL FORCE: 0.5~3.0Kgf;
5. OPERATING LIFE: 5000 CYCLES MIN.;



9	MYLAR	POLYIMIDE FILM	1	BLACK
8	SEPARATOR	PPA	1	BLACK
7	TRANSFER TERMINAL	C5210	1	Au PLATED
6	MAKE TERMINAL	C5210	1	Au PLATED
5	TIP-SPRING	SUS301	1	Au PLATED
4	RING B	C5210	1	Au PLATED
3	RING A	C5210	1	Au PLATED
2	EARTH-SPRING	C5210	1	Au PLATED
1	BODY	PPA	1	BLACK
NO.	PARTS	MATERIAL	QTY.	FINISHING

东莞市溪榜电子有限公司

COPYRIGHT RESERVED, PLEASE DO NOT COPY.

PART NAME		PHONE JACK(STEREO)		DRAWING		G.C.Chen		DWG.No.	
PART NO.		PJ-605T1		CHECK		G.C.Chen		REV. A	
UNIT :	mm	TOLERANCE	UP TO 5	±0.2	ANGLE	APPROVAL	DATE		
		OTHERWISE	ABOVE 5 ~ 30	±0.3			PAGE		
			ABOVE 30	±0.5	θ±3°	SCALE	3:1	1 OF 1	