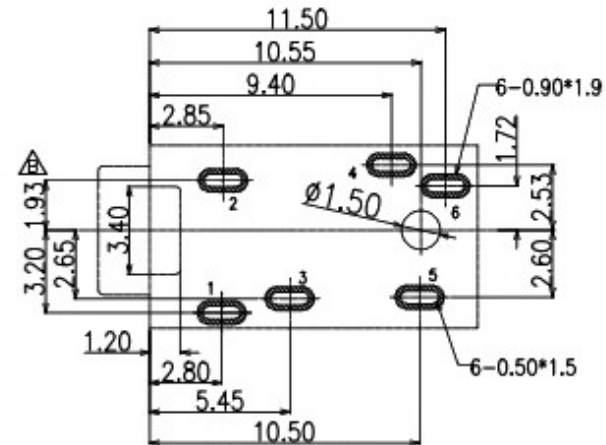
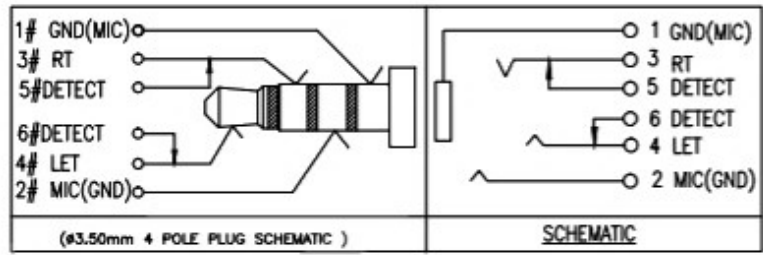
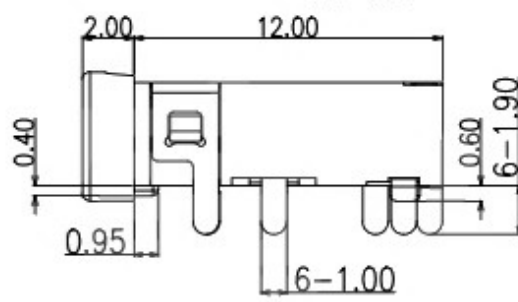


- CONTACT CURRENT RATING: 1A.
- CONTACT RESISTANCE: 50 mΩ MAX.;
- INSULATION RESISTANCE: 100MΩ MIN.;
- DIELECTRIC WITHSTANDING: 500V AC MIN.;
- DURABILITY: 5,000 CYCLES MIN.;
- CONNECTOR MATING FORCES: 30N MAX.;
- CONNECTOR UNMATING FORCES: 3N MIN.;

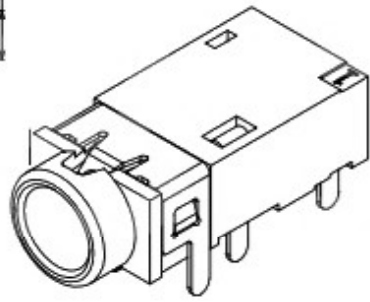
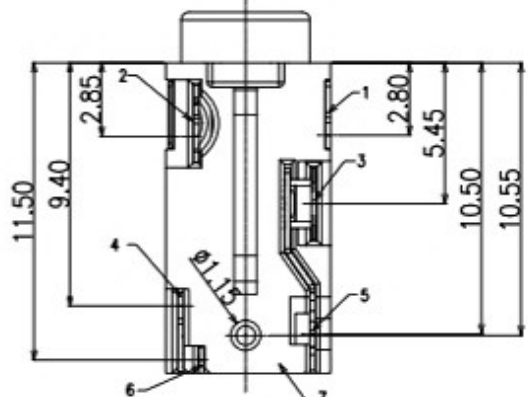
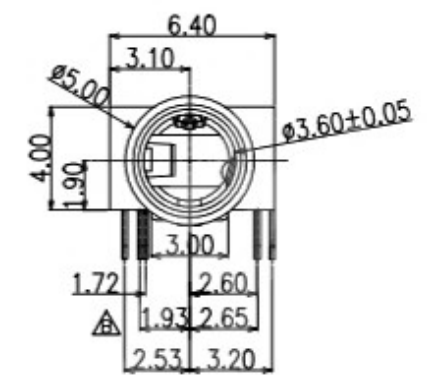
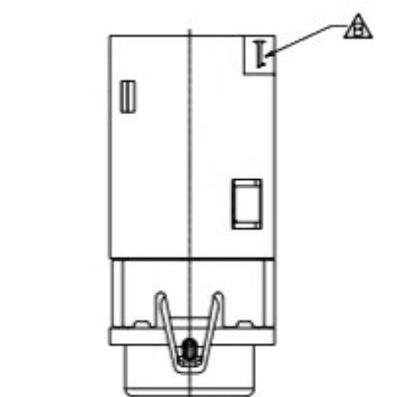


P.C.B LAYOUT
TOP VIEW

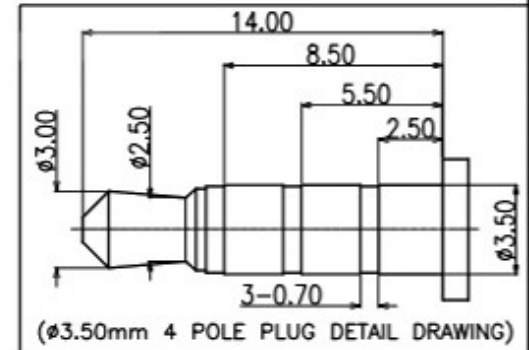


(ø3.50mm 4 POLE PLUG SCHEMATIC)

SCHEMATIC



3D VIEW



(ø3.50mm 4 POLE PLUG DETAIL DRAWING)

ITEM	NAME	QTY	DESCRIPTION	NOTE
7	HOUSING	1	PPA COLOR BLACK	
6	TERMINAL 6#	1	BRASS; NICKEL(40u"MIN.) UNDER PLATING OVERALL;GOLD FLASH PLATING ON SOLDER AREA	T=0.20mm
5	TERMINAL 5#	1	BRASS; NICKEL(40u"MIN.) UNDER PLATING OVERALL;GOLD FLASH PLATING ON SOLDER AREA	T=0.20mm
4	TERMINAL 4#	1	STAINLESS STEEL; NICKEL(40u"MIN.)UNDER PLATING OVERALL;GOLD FLASH PLATING ON SOLDER AREA ;GOLD FLASH PLATING ON CONTACT AREA	T=0.20mm
3	TERMINAL 3#	1	PHOSPHOR BRONZE; NICKEL(40u"MIN.)UNDER PLATING OVERALL;GOLD FLASH PLATING ON SOLDER AREA ;GOLD FLASH PLATING ON CONTACT AREA	T=0.20mm
2	TERMINAL 2#	1	PHOSPHOR BRONZE; NICKEL(40u"MIN.) UNDER PLATING OVERALL;GOLD FLASH PLATING OVERALL;	T=0.20mm
1	TERMINAL 1#	1	PHOSPHOR BRONZE; NICKEL(40u"MIN.) UNDER PLATING OVERALL;GOLD FLASH PLATING OVERALL;	T=0.20mm

PART NAME		PHONE JACK		DRAWING		Y,C,ZHANG		DWG.No.		SBICL	
PART NO.		PJ-3973		CHECK		G.C.Chen		REV.		A1	
UNIT :		TOLERANCE		APPROVAL		DATE		PAGE		1 OF 1	
mm		OTHERWISE		SCALE		2:1		1 OF 1			
		UP TO 5 ±0.2									
		ABOVE 5 ~30 ±0.3		ANGLE							
		ABOVE 30 ±0.5		0±3'							
		ANGLE ±3'									