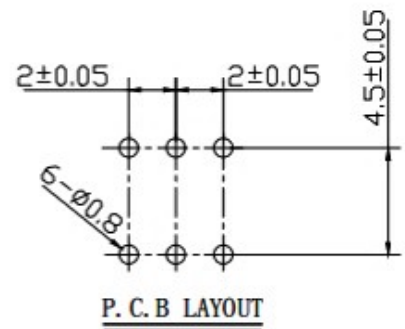
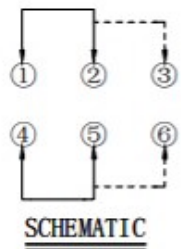
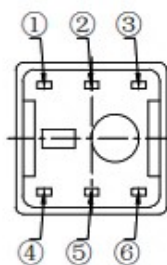
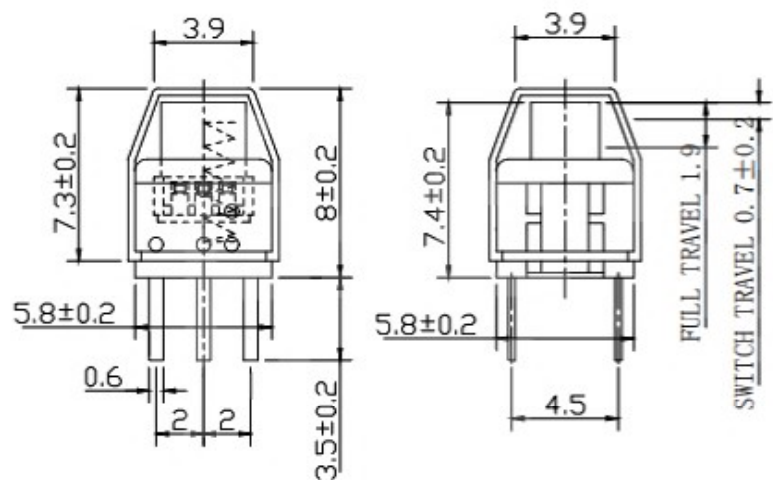


ELECTRICAL CHARACTERISTICS

1. RATING: DC 50V 0.5A
2. CONTACT RESISTANCE: 100mΩ MAX
3. INSULATION RESISTANCE: 100MΩ MIN
4. DIELECTRIC STRENGTH: AC 250V(50~60Hz)/60S

MECHANICAL CHARACTERISTICS

1. PRACTICAL TEMPERATURE RANG: -40°C~+85°C
2. OPERATING FORCE: 250±50gf
3. MECHANICAL LIFE: 10,000 cycles



NO.	PART NAME	MATERIAL	QTY.	FINISHING
8				
7	HAT	SILICA GEL	1	TRANSPARENT
6	TERMINAL	BRASS	6	Ag PLATED
5	CASE	PA66	1	GRAY
4	SPRING	SUS WIRE	1	NATURAL
3	CONTACT	BRONZE	2	Ag PLATED
2	KNOB	PBT	1	WHITE
1	COVER	PPA	1	BLACK

PART NAME		PUSH SWITCH		DRAWING		Y.C,ZHANG		DWG.No.		SBICL	
PART NO.				CHECK		G.C.Chen		REV.		A1	
UNIT :	mm	TOLERANCE	UP TO 5	±0.2	ANGLE	APPROVAL		DATE			
		OTHERWISE	ABOVE 5~30	±0.3							