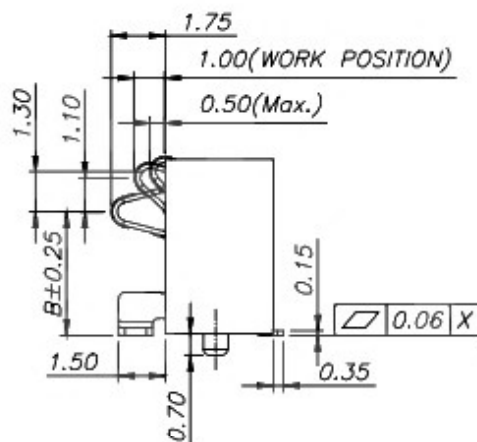
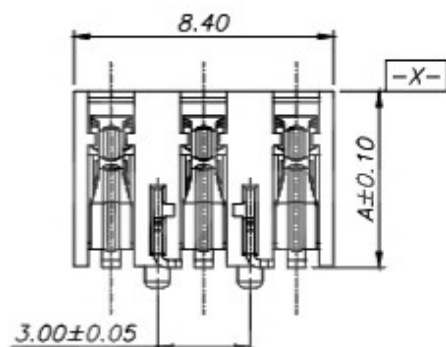
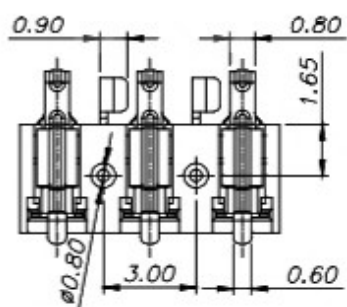


RECOMMENDED PCB LAYOUT
TOLERANCE ±0.05



NOTE:

- 1.MATERIAL:
 - 1.1 HOUSING: HIGH TEMPRATURE THERMOPLASTIC, UL 94V-0 COLOR: BLACK.
 - 1.2 TERMINAL :COPPER ALLOY
 - 1.3 STATOR: COPPER ALLOY
- 2.PLATING:
 - 2.1 CONTACT: NI UNDERPLATING OVER ALL GOLD FLASH ON CONTACT AREA TIN PLATED ON SOLDER TAIL AREA
 - 2.2 STATOR: NI UNDERPLATING OVER ALL TIN PLATED ON STATOR



BC3P30H65	6.50	4.80
BC3P30H62	6.20	4.50
BC3P30H60	6.00	4.30
BC3P30H57	5.70	4.00
BC3P30H54	5.40	3.70
WITH POST P/N	DIM A	DIM B

PART NAME		CONNECTOR		DRAWING	Y,C,ZHANG	DWG.No.	SBICL
PART NO.		BC3P30HXX		CHECK	G.C.Chen	REV.	A1
UNIT : mm	TOLERANCE OTHERWISE	UP TO 5	±0.2	APPROVAL	DATE	17-06-2008	PAGE
		ABOVE 5 ~ 30	±0.3				
		ABOVE 30	±0.5	SCALE	2:1	1 OF 1	
		ANGLE	±3'				