

F

E

D

C

B

A

RoHS
Compliant

SYMBOL

REVISION

APPROVAL

DATE

SPECIFICATIONS

1. ELECTRICAL CHARACTERISTICS:

1-1.RATING: DC 12V 3A

1-2.CONTACT RESISTANCE: 20mΩ MAX(INITAL)

1-3.DIELECTRIC WITHSTANDING VOLTAGE:

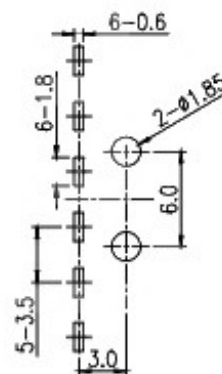
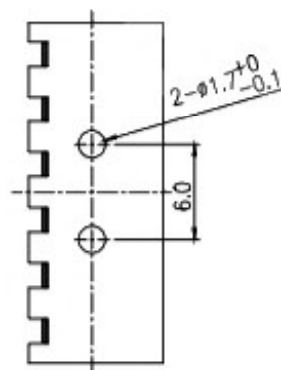
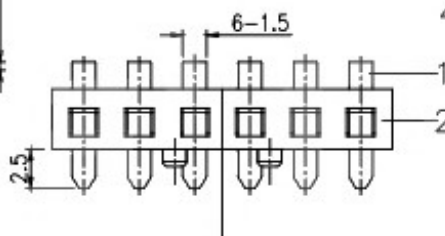
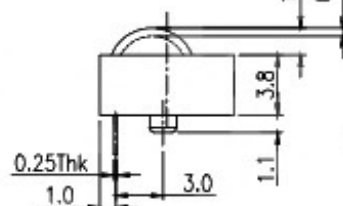
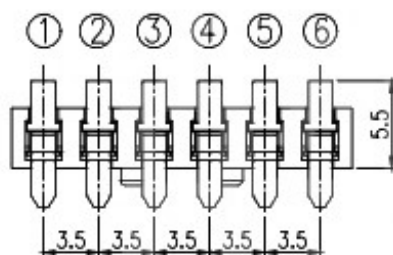
500V AC FOR ONE MINUTE

1-4.INSULATION RESISTANCE: 100MΩ MIN,
MEASURED BY 500V DC

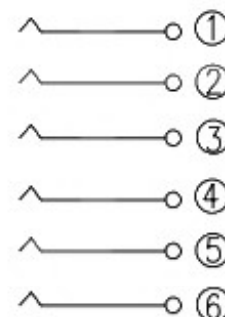
2. FORCE:0.6mm CONTACT TRAVEL:600gf Max.

3. LIFE TEST:MECHANICAL LIFE TEST 20,000 CYCLES.

4. TEMPERATURE RISE : 30°C MAX



P.C.B LAYOUT



CIRCUIT

2	HOUSING	PPA	1	BLACK
1	CONTACT TERMINAL	C70350	6	Au PLATED
NO.	PARTS	MATERIAL	QTY.	FINISHING



东莞市溪榜电子有限公司

COPYRIGHT RESERVED,PLEASE DO NOT COPY.

PART NAME

CONNECTOR

DRAWING

G.C.Chen

DWG.No.

SBICL5

PART NO.

CHECK

G.C.Chen

REV.

A0

UNIT :
mmTOLERANCE
OTHERWISEUP TO 5
ABOVE 5 ~ 30
ABOVE 30
ANGLE±0.2
±0.3
±0.5
±.3°

ANGLE

APPROVAL

SCALE

2:1

DATE

08-01-2016

PAGE

1 OF 1

F

E

D

C

B

A