

SPECIFICATIONS:

1. ELECTRICAL CHARACTERISTICS:

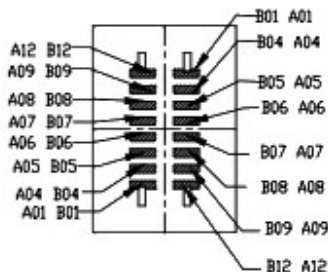
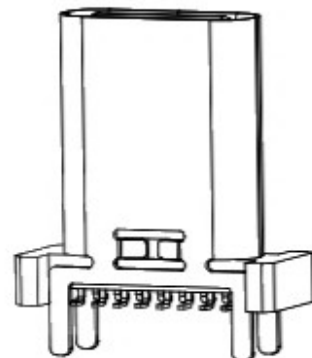
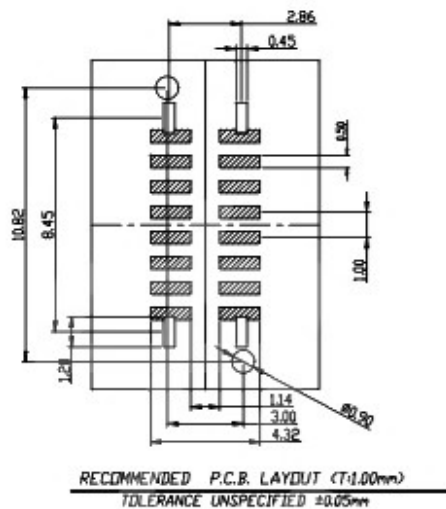
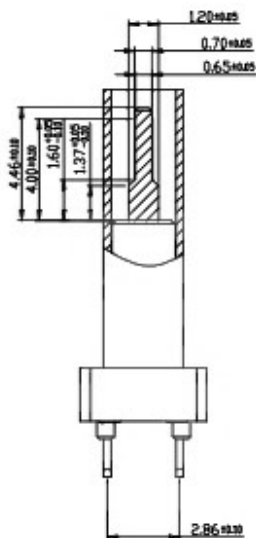
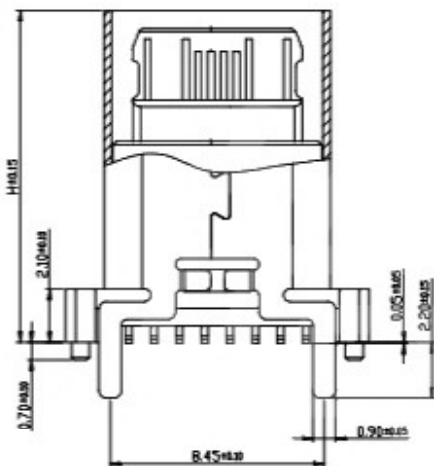
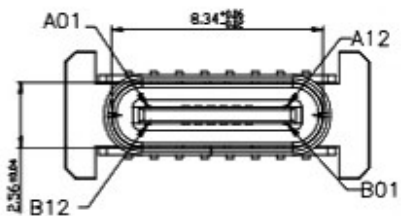
- 1-1. CONTACT RESISTANCE: 30mΩ MAX.
- 1-2. DIELECTRIC WITHSTANDING VOLTAGE: 100V AC FOR ONE MINUTE.
- 1-3. INSULATION RESISTANCE: 100M ΩMIN. MEASURED BY 500 VDC

2. MECHANICAL CHARACTERISTICS:

- 2-1. INSERTION FORCE :0.5-2.0KgF(REF.)
- 2-2. WITHDRAWAL FORCE :0.8-2.0KgF(REF.)

3. LIFE TEST: 5,000 CYCLES.

4. TO CONFORM TO THE KRCONN HAZARDOUS SUBSTANCE FREE SPEC.



A1	GN0	B02	GN0
A4	VBUS	B9	VBUS
A5	CC1	B8	SRU2
A6	DP1	B7	DN2
A7	DN	B6	DP2
A8	SRU1	B5	CC2
A9	VBUS	B4	VBUS
A12	GN0	B1	GN0
PIN	SIGNAL NAME	PIN	SIGNAL NAME

6	SHELL	STAINLESS STEEL	Ni Plated	3PCS
5	SHIELDING PLATE	STAINLESS STEEL	---	3PCS
4	MD	HIGH TEMPERATURE PLASTIC	BLACK	3PCS
3	CONTACT	COPPER ALLOY	Au/Ni Plated	1SET
2	CONTACT	COPPER ALLOY	Au/Ni Plated	1SET
1	HOUSING	HIGH TEMPERATURE PLASTIC	BLACK	1PCS
NO.	DESCRIPTION	MATERIAL	REMARKS	QTY

H= MM						
9.30	10.00	10.50	12.40	13.10	13.70	15.00
17.50						

PART NAME	CONNECTOR		DRAWING	Y,C,ZHANG	DWG.No.	SBICL
PART NO.	TYPE-C SERIES		CHECK	G.C.Chen	REV.	A1
UNIT : mm	TOLERANCE	UP TO 5 ABOVE 5~30 ABOVE 30 ANGLE	±0.2 ±0.3 ±0.5 ±.3	ANGLE	DATE	
	OTHERWISE			0°±3'	PAGE	1 OF 1
			APPROVAL	SCALE	2:1	