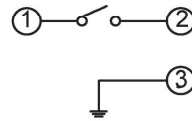
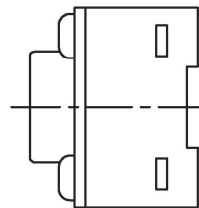
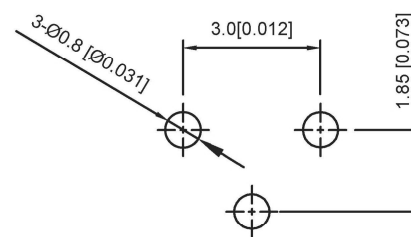


CIRCUIT DIAGRAM



P.C.B LAYOUT MOUNTING PATTERN



SPECIFICATION

Contact Rating: 50mA, 12V DC
 Contact Resistance: 100mΩ max
 Insulation Resistance: 100mΩ min. 500V DC
 Dielectric Strength: 250V AC/1minute
 Travel: 0.25mm
 Operating Temp: -30□ ~+85□
 Storage Temp: -30□ ~+80□

Code-X	H
A	3.8
B	4.3
C	4.5
D	5.0
E	5.5
F	6.0
G	6.5
H	7.0
I	7.5
J	8.0
K	8.5
L	9.0

PAPT NO	TC-1109DE-X-X
Operating Force	A:100gf B:160gf C:260gf
Height	Code-x

⑤	Terminal	—	3	Brass (0.30t)	Plating silvering	—
④	Contact	—	1	F.ag/Sus	Natural	—
③	Base	—	1	Pa46		—
②	Cover	—	1	Spcc	Plating Nickel	—
①	Keystake	—	1	Pa46		—
ITEM	PAPT NAMF	TER,NO	QTY	MATERIAL	FINISHING	REMARK

MARK	DESCRIPTION	REVISIONS	DATE	REVISED	APPROVED	UNSPECIFIED TOLERANCES	DSND	DATE	SCALE: N/A	MODEL TYPE: TACT SWITCH
ΔX						units: mm	DWN	DATE	VIEW:	PART NO.:
ΔX						tolerance: X.X ±0.2mm	CHKD	DATE	UNIT: mm/in	DWG NO.:
ΔX						X.XX ±0.1mm	APPD	DATE	SIZE: A4	TC-1109DE-X-X
MARK						X.XXX ±0.05mm	DONG GUAN XI BANG ELECTRONIC CO., LTD			WEIGHT 1.0g
										SHEET 1/1
										REVISION A0