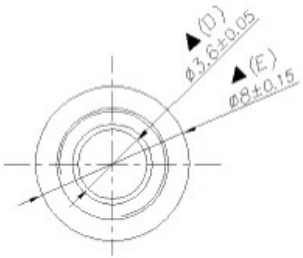

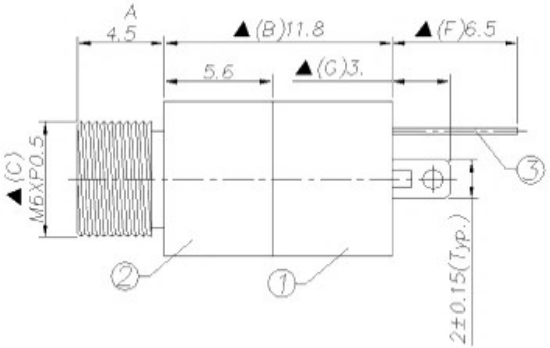

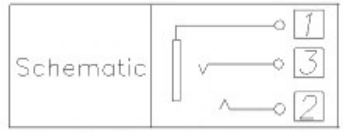

Circuit Diagram □: Terminal No.

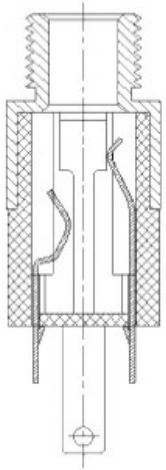

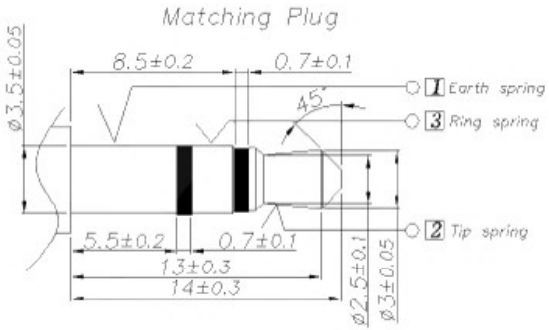

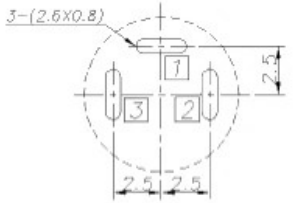

RECOMMENDED P. C. B. LAYOUT
UNSPECIFIED TOLERANCE: ±0.05
(BOTTOM VIEW)

CODE	PLATING
_=B	Bushing & Nut（Ni Plated） Terminal（Ag Plated）
_=D	Bushing & Nut（Ni Plated） Terminal（Au Plated）
_=F	Bushing & Nut（Au Plated） Terminal（Au Plated）

Specification:

1. Rating : DC 30V 0.5A.
2. Contact resistance: ≤30mΩ.
   After test: ≤50mΩ.
3. Insulation resistance: ≥100MΩ (500VDC).
   After test: ≥50MΩ.
4. Withstanding voltage: 500VAC.
5. Insertion and extraction force: 3N~30N.
6. life test: 5000cycles min.
7. Operation temperature range: -20℃~70℃.
8. Preservative temperature range: -40℃~85℃.
9. Sign"▲ "is importance dimension.

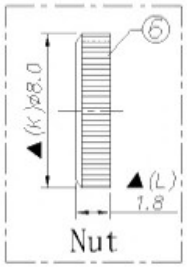

	MATERIAL	PLATING
terminal 1	Phosphor Bronze	tin
terminal 2	Phosphor Bronze	tin
terminal 3	Phosphor Bronze	tin
plastic	Pbt	

MARK	DESCRIPTION	DATE	REVISED	APPROVED
△X				
△X				
△X				

REVISIONS

UNSPECIFIED TOLERANCES	
ANGLAR	±5°
X.X	±0.2mm
X.XX	±0.1mm
X.XXX	±0.05mm

DSND		DATE		SCALE: N/A
DWN		DATE		VIEW:
CHKD		DATE		UNIT: mm
APPD		DATE		SIZE: A4

东莞市溪榜电子有限公司

MODEL TYPE: 3.5 PHONE JACK

PART NO.:

DWG NO.:

WEIGHT	SHEET	REVISION
1.0g	1/1	A0